

# Nexus Academy

# Smart ID Training Catalogue

## Nexus Academy

Rev. Version No. 02 – 2023/08/17

### Version Notes

Version	Date	Reason for Change	Chapter	Responsible
0.1	2022/03/21	Initial Version	all	Dr. Theresa Schmithüsen
0.2	2023/08/17	Update	all	Dr. Theresa Schmithüsen

This document and the software described in it are copyrighted.

© 2023 Nexus

All rights reserved.

All other trademarks and service marks are the property of their respective owners.

Information in this document is subject to change without prior notice.

# 1 Editorial

Welcome to Nexus Academy, the educational branch of Nexus.

We offer you instructor lead and self-paced solution and product training on Nexus Smart ID for Workforce components.

It is our aim to deliver a high-quality educational experience, that enables our learners to work with Nexus solutions on a daily basis. For that, we strive to constantly improve on all aspects of training, from pedagogical methods to technicalities. This also includes broadening our training offer to you.

As you are surely aware, Nexus Smart ID solutions are diverse and very adaptable, which leads to the challenge of creating a widely valid, but not too deluded general training. We are in the process of creating add on modules, that enable learning for specific solution combinations and situations. We aim to suit different learner types through various learning methods with these modules, to enable not just self-paced learning at your own time scale but also make the learning experience as close to reality as possible, so that you can adapt what you learned and use it in real life scenarios.

As the whole world came to a change of daily procedures, so did Nexus Academy and adapted all learning to be successful in a remote setting as much as in a classroom training.

Now we come to you with a better and improved vision on how you are enabled and upskilled in Nexus Solutions through our training and with a real learning experience.

All training is held by professionals and receive extra help by long time subject matter experts, who also bring in their project experience and give you real life scenarios.

We are glad to offer you our solid base of training and look forward to seeing you in any of them soon.

*Your Nexus Academy team*

## Table of Contents

- 1 Editorial .....2
- Table of Contents .....2
- 2 Purpose .....3
- 3 Training modules scheme .....3
- 4 Target audience .....4
- 5 Training format .....4
- 6 Nexus Smart ID quick overview.....5
- 7 Nexus Smart ID for Workforce training and levels .....6
  - 7.1 Nexus Smart ID for Workforce Introduction – Self-paced eLearning .....6
  - 7.2 Nexus Full Spectrum Training Certification Levels.....6
- 8 Training Syllabus .....7
  - 8.1 Nexus Smart ID for Workforce Introduction .....7
  - 8.2 Nexus Smart ID Foundation.....8
    - 8.2.1 Nexus Smart ID Foundation – IDM.....9
  - 8.3 Nexus Smart ID Advanced.....10
    - 8.3.1 Nexus Smart ID Deployment on Docker.....10
    - 8.3.2 Nexus Smart ID IDM Advanced - BPMN .....10
  - 8.4 Nexus Smart ID Physical ID.....11
    - 8.4.1 Nexus Smart ID Physical ID Specialization .....12

8.5 Nexus Smart ID Digital ID .....	12
8.5.1 Nexus Smart ID Digital ID Specialization .....	13
8.6 Nexus Smart ID – Certificate Management.....	14
8.6.1 Nexus Smart ID Corporate PKI Specialization .....	14
8.6.2 Nexus Smart ID Corporate PKI Specialization Self-paced learning course.....	15
8.7 Nexus Smart ID – Digital Access .....	17
8.7.1 Nexus Smart ID Digital Access Specialization.....	17
9 Individual or project related training.....	18
10 Update/ Release training .....	18
11 Overview generic training fees .....	18
12 Training measuring and tracking .....	19
13 Certification .....	19
14 Recertification.....	19
15 eLearning .....	20
16 Customer reviews.....	21

## 2 Purpose

Nexus Academy provides hands on technical trainings at different levels to enable partners and customers to fully understand the Smart ID solution and perform all necessary tasks for installation and configuration.

This document describes the available trainings offered to gain the necessary knowledge, leading to a certification for successful training participants.

It also clarifies how training success is measured and tracked to ensure a certification is merited.

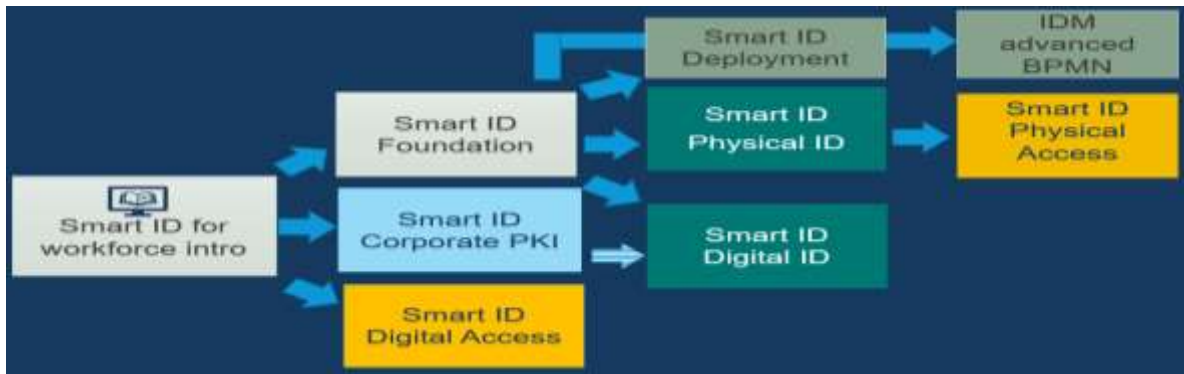
## 3 Training modules scheme

Nexus Academy follows a training concept of modules that build up on each other.

This means that all offers and specifically the Smart ID for Workforce solution training, starts with a foundation course on which all later training relies.

Therefore, before an advanced or specialization course can be visited, the foundation course needs to be completed.

This shows a simplified view on the concept:



## 4 Target audience

Our different training modules are highly technical and aimed at IT skilled personnel from our partners or customers. The courses were intended for integrators or business architects who will configure and integrate the Nexus solution at and for their relevant inhouse system.

Therefore, all trainees need to bring general IT knowledge and are required to prepare themselves for the relevant training in an adequate manor.

For a Smart ID Foundation course general IT knowledge is necessary and ideally the trainee has worked with a CMS before. Any of the follow up courses require knowledge of the used system: Nexus Identity Manager (IDM).




The two standalone solution specialization courses Smart ID Corporate PKI and Smart ID Digital Access require knowledge in the relevant field of the course. Therefore, a trainee needs to bring at least PKI knowledge, but ideally has worked with a CA before to be successful in the Smart ID Corporate PKI course. While for the Smart ID Digital Access course knowledge of federation solutions and its handling are merited.

## 5 Training format

Nexus Academy offers training that is either instructor lead or web based self-paced learning.

Our instructor lead training has moved to a remote training format due to the pandemic but will return to classroom training soon. Depending on requirements, remote training will continue to be an option, if requested.

This leads to the following training format options:

 <p><b>Classroom</b></p>	<p>Face to face training in a classroom setting, either in our training locations or inhouse at your facility.</p> <p>Nexus training locations: Berlin, Stockholm and Paris*</p> <p>*Paris from Q4/2022</p>
 <p><b>Remote</b></p>	<p>Remote training in a virtual classroom setting.</p> <p>Through virtual meeting software like MS Teams, GMeet etc.</p> <p>Hybrid solutions with a mix of remote and classroom sessions are possible.</p>
 <p><b>Web based training</b></p>	<p>Learning content like videos or self-paced eLearning, that can be consumed at one's own pace and location.</p> <p>Our content is hosted on our learning platform: Nexus Academy.</p>

Comparing these options, leaves you with the choice to select the best suitable form for you:

	 Classroom	 Remote	 Web based training
Where	Nexus training locations or inhouse at your facility	Online	Online
How	Live in a face-to-face setting, allowing for networking and direct exchange. Hands on and interactivity are a given.	Live in a virtual setting, allowing for flexibility in location. Hands on and interactivity are a given.	Independent of time and location, allowing for full flexibility for the learner. Hands on are a given, expert help can be provided.
What	Hands on interactive workshop		Hands on self-paced learning.
When	Courses of 2 or 3 days, from 9:00am to 5:00pm CET* <small>*) other time frames can be agreed upon if you book a dedicated training session with 4 to 8 trainees</small>		Anytime for an arranged time frame (~ 2 calendar weeks)
Documentation and Certificate	Hard copy	Virtual (PDF)	Virtual (PDF)
Cost factor	Regular training fee* plus your travel and accommodation fee, if applicable. <small>At inhouse trainings, travel and accommodation fee for Nexus Academy trainer will be invoiced separately.</small>	Regular training fee ( <a href="#">see fee overview</a> )	Reduced training fee* ( <a href="#">see fee overview</a> for eLearning content  )

## 6 Nexus Smart ID quick overview

The Nexus Smart ID solution provides easy-to-use modules for managing physical and digital access, physical access entitlement, two-factor authentication and single sign-on to digital resources, as well as certificates for enterprise use and for IoT devices.

Nexus on-premises Smart ID modules:

Smart ID for Workforce	<ul style="list-style-type: none"> <li>• <b>Physical ID:</b> Credential management, visual ID and RFID card management, including basic PACS integration.</li> <li>• <b>Digital ID:</b> Credential management, virtual card management including Mobile IDs and PKI token management.</li> <li>• <b>Physical access:</b> Physical access entitlement including Physical ID full entitlement PACS integration.</li> <li>• <b>Digital access:</b> Two-factor authentication (2FA), single sign-on (SSO), and federation.</li> <li>• <b>Corporate PKI:</b> Certificate management for enterprise use, to be used stand-alone or as an add-on to Digital ID, for replacing Microsoft ADCS or any other CA or PKI platform.</li> </ul>
IoT	<ul style="list-style-type: none"> <li>• <b>IoT PKI:</b> Trusted identities by issuing certificates to devices, in internet of things (IoT) applications.</li> </ul>

Nexus Academy's available trainings are based on the Nexus Smart ID for workforce solution.

## 7 Nexus Smart ID for Workforce training and levels

### 7.1 Nexus Smart ID for Workforce Introduction – Self-paced eLearning

This self-guided course introduces into Nexus and its solution: Smart ID for Workforce - its architecture, and components but also its use cases. For this purpose, the learner is guided through unfolding information, using different methods and media to ensure all learning types benefit from the course.

Through videos and interaction, use cases illustrated and can be easily followed.

This course is the pre-requisite to visit other courses that provide technical and deeper knowledge.

### 7.2 Nexus Full Spectrum Training Certification Levels

Our generic full spectrum technical training leads to a certification that is valid for two years after training.

Following a Smart ID introduction, we offer three different training levels:

#### Foundation

Provides the fundamental knowledge needed for working with Smart ID

- Smart ID Fundamentals: IDM – introduction, basic configuration, maintenance, and usage of IDM

#### Advanced

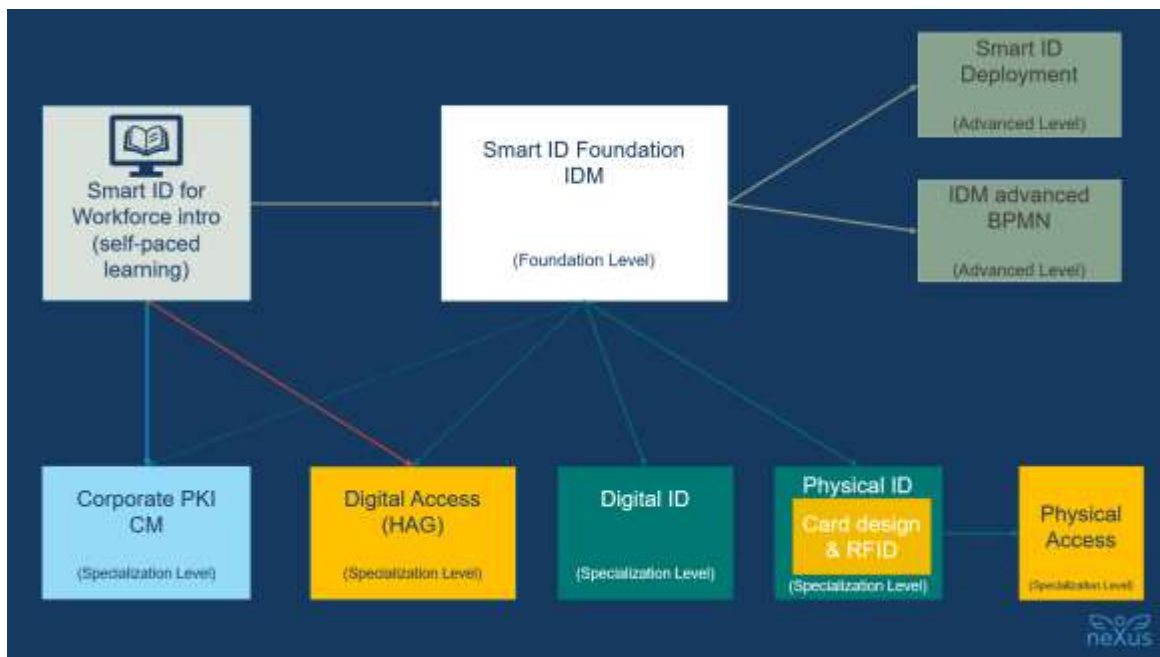
Covers special aspects of Nexus products in depth, e.g.:

- Smart ID deployment on Docker, including operations (logs) and trouble shooting.
- IDM advanced configuration including dependencies, custom process design, and reporting

#### Specialization

Covers specializations into the solution stream.

- Physical ID (Physical ID use cases on IDM, connected to Card SDK)
- Digital ID (Digital ID use cases on IDM connected to CM, Messenger and usage of Desktop App and Mobile app)
- Digital Access (Multi Factor Authentication and SSO)
- Corporate PKI (Bootstrapping a CA and working with interfaces and protocols)



## 8 Training Syllabus

### 8.1 Nexus Smart ID for Workforce Introduction

	Nexus Smart ID for Workforce Introduction
Subject/ Product	Nexus Smart for Workforce on a general level, Self- paced eLearning
Intended Audience	All
Duration	Approx. 30 mins
Content	<ul style="list-style-type: none"> <li>○ Nexus and our expertise</li> <li>○ Introduction Smart ID for workforce               <ul style="list-style-type: none"> <li>○ Identity Solution, why is it needed and how it works</li> <li>○ Smart ID Components</li> </ul> </li> <li>○ Smart ID for Workforce solution and components               <ul style="list-style-type: none"> <li>○ Architecture</li> <li>○ Introducing the solutions one by one</li> </ul> </li> <li>○ Usage and Solution               <ul style="list-style-type: none"> <li>○ Use cases and its objectives</li> </ul> </li> </ul>
Course Objective	<ul style="list-style-type: none"> <li>○ Acquire a general understanding of the Nexus Smart ID for workforce and what it is used for</li> <li>○ Understand the general connection between components</li> <li>○ Get a general idea about possible use cases</li> </ul>
Prerequisites	none
Training Method	Self-directed eLearning course on Nexus Academy (LMS)

	<b>Nexus Smart ID for Workforce Introduction</b>
Hardware/Software prerequisites	LMS account necessary – log in to account at any workstation with internet access possible
Min. to max. number of participants	unlimited
Certification	nil.

## 8.2 Nexus Smart ID for IoT Introduction

	<b>Nexus Smart ID for IoT Introduction</b>
Subject/ Product	Nexus Smart for IoT on a general level, Self- paced eLearning
Intended Audience	All
Duration	Approx. 30 mins
Content	<ul style="list-style-type: none"> <li>○ Nexus and our expertise</li> <li>○ Introduction Smart ID for IoT <ul style="list-style-type: none"> <li>○ Why does IoT need protection and how can PKI protect it</li> </ul> </li> <li>○ Smart ID for IoT solution and components <ul style="list-style-type: none"> <li>○ Architecture for different applications</li> <li>○ Introducing application one by one</li> <li>○ Use cases and its objectives</li> </ul> </li> </ul>
Course Objective	<ul style="list-style-type: none"> <li>○ Acquire a general understanding of the Nexus Smart ID for IoT and what it is used for</li> <li>○ Understand the general connection between components</li> <li>○ Get a general idea about possible use cases</li> </ul>
Prerequisites	none
Training Method	Self-directed eLearning course on Nexus Academy (LMS)
Hardware/Software prerequisites	LMS account necessary – log in to account at any workstation with internet access possible
Min. to max. number of participants	unlimited
Certification	nil.



## 8.3 Nexus Smart ID Foundation

### 8.3.1 Nexus Smart ID Foundation – IDM

	Nexus Smart ID Foundation	
Subject/ Product	Nexus Smart ID Identity Manager Basic Technical Training	
Intended Audience	Solution Architects, Integrators	
Duration	2 full days	
Content	Day 1 <ul style="list-style-type: none"> <li>○ Introduction into IDM as Smart IDs central nervous system</li> <li>○ Deployment and configuration</li> <li>○ Getting started- the UI Portals (Operator, Admin USSP)</li> <li>○ First look into Admin: Forms</li> </ul>	Day 2 <ul style="list-style-type: none"> <li>○ The IDM Configuration objects – Overview</li> <li>○ IDM Naming conventions</li> <li>○ Designing your manages System – a Project</li> <li>○ Configuration of Variables</li> <li>○ Conclusion</li> </ul>
Course Objective	<ul style="list-style-type: none"> <li>○ Acquire general understanding of the Nexus Smart ID components</li> <li>○ Get an overview about the basic system configuration of the Nexus Smart ID Identity Manager (IDM) components</li> <li>○ Acquire the necessary knowledge to install, integrate, configure, and maintain the Nexus Smart ID IDM components</li> <li>○ Generate understanding of system for resolving issues and troubleshooting</li> <li>○ Completing all in course hands-on exercises following typical usage and best practice.</li> </ul>	
Prerequisites	No previous knowledge of Nexus Smart ID Identity Manager (IDM) required, general IT and Linux knowledge and insight into Smart ID (overview) necessary, knowledge of CRS beneficial	
Training Method	Instructor led (virtual or face to face) session with hands-on exercises	
Hardware/Software prerequisites	Participants are required to bring their own workstation with internet access and edge or chrome browser.  Nexus will provide a virtual machine for each participant for the exercises.	
Min. to max. number of participants	4 to 8 (10 face to face)	
Certification	Nexus Smart ID Foundation certificate, valid for 2 years.  Following an assessment of the hands-on exercises and a questionnaire, the certificate is presented.	

## 8.4 Nexus Smart ID Advanced

### 8.4.1 Nexus Smart ID Deployment on Docker

	Smart ID Deployment on Docker
Subject/ Product	Linux Nexus Smart ID Package on Docker
Level	Advanced Technical Training
Intended Audience	Developers, Solution Architects, Integrators
Duration	1 full day
Content	<ul style="list-style-type: none"> <li>○ Day 1               <ul style="list-style-type: none"> <li>○ Intro Linux/ Docker</li> <li>○ Smart ID Deployment Hands on exercise</li> <li>○ Operations of Smart ID on Docker (logs) hands on exercise</li> <li>○ Trouble Shooting Hands on exercise</li> </ul> </li> </ul>
Course Objective	<ul style="list-style-type: none"> <li>○ Provide a sound understanding of the Nexus Smart ID on Docker package and deployment</li> <li>○ Acquire the necessary knowledge to operate and trouble shoot the Smart ID on Docker package</li> <li>○ Completing all in course hands-on exercises following typical usage and best practice.</li> </ul>
Prerequisites	Nexus Smart ID for Workforce self-learning, Linux knowledge with prior assessment
Training Method	Instructor lead (virtual or face to face) session with hands-on exercises
Hardware/Software prerequisites	<p>Participants are required to bring their own laptop with Win10 and SSH client for Docker deployment. Their equipment must have internet access and firewall open at specific ports.</p> <p>Nexus will provide a virtual machine for each participant for the exercises.</p>
Min. to max. number of participants	4 to 8 (10 face to face)
Certification	<p>Nexus Smart ID Deployment certificate, valid for 2 years</p> <p>Following an assessment of the hands-on exercises and a questionnaire, the certificate is presented.</p>

### 8.4.2 Nexus Smart ID IDM Advanced - BPMN

	Nexus Smart ID IDM Advanced and BPMN
Subject/ Product	Nexus Smart ID Identity Manager

	<b>Nexus Smart ID IDM Advanced and BPMN</b>	
	Eclipse Activiti Plugin Jasper Reports	
Level	Advanced Technical Training	
Intended Audience	Developers, Solution Architects, Integrators	
Duration	2 full days	
Content	<b>Day 1</b> <ul style="list-style-type: none"> <li>○ Introduction</li> <li>○ Recap IDM foundation training</li> <li>○ Automatic processes (Batch Sync)</li> <li>○ Process Engine, Process Map and Process Designer</li> <li>○ Building a BPMN process</li> </ul>	<b>Day 2</b> <ul style="list-style-type: none"> <li>○ Typical Service Tasks</li> <li>○ Configure/adjust and create processes (cont.)</li> <li>○ Reporting</li> <li>○ Hands-On Exercises</li> </ul>
Course Objective	<ul style="list-style-type: none"> <li>○ Provide a sound understanding of the Nexus Smart ID solution components and their management by Smart ID Identity Manager (IDM).</li> <li>○ Acquire a deeper technical understanding of IDM's usage of BPMN 2.0</li> <li>○ Acquire the necessary knowledge to adjust and/or create processes for Smart ID IDM</li> <li>○ Completing all in course hands-on exercises following typical usage and best practice.</li> </ul>	
Prerequisites	Nexus Smart ID Foundation and Smart ID on Docker	
Training Method	Instructor lead (virtual or face to face) session with hands-on exercises	
Hardware/Software prerequisites	Participants are required to bring their own laptop with internet access and firewall open at specific ports. Local administrator rights on laptops are necessary to install the correct Eclipse and Java version.  Nexus will provide a virtual machine for each participant for the exercises.	
Max. numbers of participants	8 remote or 10 face to face	
Certification	Nexus Smart ID IDM Advanced BPMN certificate, valid for 2 years  Following an assessment of the hands-on exercises and a questionnaire, the certificate is presented.	

## 8.5 Nexus Smart ID Physical ID

Smart ID Physical ID builds on the knowledge gained in the Smart ID Foundation course, adding use cases of the Physical ID world, and connecting components, with the aim of having a physical result at the end of the training session.

### 8.5.1 Nexus Smart ID Physical ID Specialization

Nexus Smart ID Physical ID Specialization	
Subject/ Product	Nexus Smart ID Identity Manager Card SDK and Card writer/reader
Level	Specialized Technical Training
Intended Audience	Solution Architects, Integrators
Duration	1 full day
Content	<ul style="list-style-type: none"> <li>○ Day 1               <ul style="list-style-type: none"> <li>○ Introduction components and typical usage of Physical ID</li> <li>○ Connecting Card SDK to IDM</li> <li>○ Practicing basic - Hands on Exercises                   <ul style="list-style-type: none"> <li>• Card Management</li> <li>• Approval Steps</li> <li>• Card Layout and tech</li> </ul> </li> <li>○ Issuing and encoding a card</li> </ul> </li> </ul>
Course Objective	<ul style="list-style-type: none"> <li>○ Acquire general understanding of the Nexus Smart ID components for Physical ID</li> <li>○ Acquire the necessary knowledge to handle, maintain and troubleshoot the Nexus Smart ID Physical ID Solution in own environment</li> </ul>
Prerequisites	Nexus Smart ID Foundation and general IT knowledge required, knowledge of RFID and Cards beneficial
Training Method	Instructor led (virtual or face to face) session with hands-on exercises
Hardware/Software prerequisites	<p>Participants are required to bring their own laptop with Win10, internet access and firewall open at specific ports. Local administrator rights on laptops are needed.</p> <p>Nexus will provide a virtual machine and relevant software and licenses for each participant for the exercises.</p>
Min. to max. number of participants	4 to 8 (10 face to face)
Certification	<p>Nexus Smart ID Physical ID Specialization Certificate valid for 2 years.</p> <p>Following an assessment of the hands-on exercises and a questionnaire, the certificate is presented.</p>

### 8.6 Nexus Smart ID Digital ID

Smart ID Digital ID builds on the knowledge gained in the Smart ID Fundamental course, adding use cases of the Digital ID world and connecting components, with the aim of having a digital result at the end of the training session.

### 8.6.1 Nexus Smart ID Digital ID Specialization

Nexus Smart ID Digital ID - Specialization	
Subject/ Product	Nexus Smart ID Identity Manager Nexus Smart ID Certificate Manager Nexus Smart ID Messenger Nexus Card SDK Nexus Smart ID Mobile, Nexus Smart ID Desktop App, Nexus Desktop Client
Level	Specialized Technical Training
Intended Audience	Developers, Solution Architects, Integrators
Duration	2 full days
Content	<ul style="list-style-type: none"> <li>○ Day 1               <ul style="list-style-type: none"> <li>○ Introduction</li> <li>○ Recap Digital ID within Smart ID</li> <li>○ Nexus Personal Desktop Client</li> <li>○ CM intro/ recap</li> <li>○ Connecting CM to IDM Hands on                   <ul style="list-style-type: none"> <li>• Cert Templates and Testing connection</li> </ul> </li> <li>○ Smart ID Messenger – Hermod                   <ul style="list-style-type: none"> <li>• Connection – hands on</li> <li>• Configuration</li> </ul> </li> <li>○ Use cases and processes – Identity Management</li> </ul> </li> <li>○ Day 2               <ul style="list-style-type: none"> <li>○ Hands-On Exercises – Use cases                   <ul style="list-style-type: none"> <li>• User Certificate Workflows</li> </ul> </li> <li>○ Smart ID Desktop App                   <ul style="list-style-type: none"> <li>• Hands on Smart Card Management</li> </ul> </li> <li>○ Mobile App (Demo)</li> <li>○ Self Service</li> </ul> </li> </ul>
Course Objective	<ul style="list-style-type: none"> <li>○ Provide a sound understanding of the Nexus Smart ID solution components, their connection and management by Smart ID Identity Manager (IDM).</li> <li>○ Acquire a deeper technical understanding of configuring components</li> <li>○ Acquire the necessary knowledge to adjust and/or create processes for Digital ID of Smart ID Solution</li> <li>○ Completing all in course hands-on exercises following typical usage and best practice.</li> </ul>
Prerequisites	<b>Nexus Smart ID Foundation (must have)</b> , Nexus Smart ID Physical ID and Corporate PKI (beneficial)
Training Method	Instructor lead (virtual or face to face) session with hands-on exercises

Nexus Smart ID Digital ID - Specialization	
Hardware/Software prerequisites	Participants are required to bring their own laptop with internet access and firewall open at specific ports and RDC connection. Nexus will provide a virtual machine for each participant for the exercises.
Min. to max. number of participants	4 to 8 (10 face to face)
Certification	Nexus Smart ID Digital ID Specialization Certificate, valid for 2 years Following an assessment of the hands-on exercises and a questionnaire, the certificate is presented.

## 8.7 Nexus Smart ID – Certificate Management


Smart ID Corporate PKI covers Nexus Certificate Manager with interfaces and protocols.

### 8.7.1 Nexus Smart ID (Corporate) PKI Specialization

Nexus Smart ID – (Corporate) PKI Specialization	
Subject/ Product	Nexus Smart ID Certificate Manager OCSP Responder PGWY
Level	Specialized Technical Training
Intended Audience	Consultants, Solution Architects, Integrators, Administrators, Support
Duration	3 full days
Content	<p>Day 1</p> <ul style="list-style-type: none"> <li>○ Introduction</li> <li>○ Overview Nexus Certificate Manager CM V 8.4</li> <li>○ Installation and basic configuration</li> <li>○ Bootstrapping and clean up</li> <li>○ Certificate Manager clients <ul style="list-style-type: none"> <li>○ Administrators Work Bench</li> <li>○ Registration Authority</li> <li>○ Certificate Controller</li> </ul> </li> <li>○ CA Administrator tasks</li> </ul> <p>Day 2</p> <ul style="list-style-type: none"> <li>○ Overview Nexus OCSP responder</li> <li>○ Installation and set up</li> <li>○ Testing Nexus OCSP responder</li> <li>○ Make OCSP read CRLs and CILs</li> </ul> <p>○ Introduction Nexus Protocol Gateway (PGWY)</p> <p>Day 3</p>

	<b>Nexus Smart ID – (Corporate) PKI Specialization</b>
	<ul style="list-style-type: none"> <li>○ Nexus protocol gateway <ul style="list-style-type: none"> <li>○ Main protocols</li> <li>○ Main functions and test tools</li> <li>○ Workflows</li> </ul> </li> <li>○ Installation and configuration</li> <li>○ Conclusion</li> </ul>
Course Objective	<ul style="list-style-type: none"> <li>○ Acquire a general understanding of Nexus Smart ID Certificate Manager components</li> <li>○ Get an overview about the basic system configuration of Nexus Certificate Manager within the Smart ID solution.</li> <li>○ Acquire the necessary basic knowledge to install and configure Nexus Smart ID Certificate Manager</li> <li>○ Completing all in course hands-on exercises following typical usage and best practice.</li> </ul>
Prerequisites	<p>IT knowledge and at least basic PKI knowledge required.</p> <p>Previous knowledge of working with a CA beneficial. No previous knowledge of Nexus Smart ID Certificate Manager required</p>
Training Method	Instructor lead (virtual or face to face) session with hands-on exercises
Hardware/Software prerequisites	<p>Participants are required to bring their own laptop with RDC and internet access and firewall open at specific ports.</p> <p>Nexus will provide a virtual machine for each participant for the exercises.</p>
Min. to max. number of participants	4 to 8 (10 face to face)
Certification	<p>Nexus Smart ID Corporate PKI Specialization Certificate, valid for 2 years</p> <p>Following an assessment of the hands-on exercises and a questionnaire with a score of at least 80%, the certificate is presented.</p>

### 8.7.2 Nexus Smart ID (Corporate) PKI Specialization Self-paced learning course

	<b>Nexus Smart ID – (Corporate) PKI Specialization Self-paced learning</b>
Subject/ Product	<p>Nexus Smart ID Certificate Manager</p> <p>OCSP Responder</p> <p>PGWY</p>
Level	Specialized Technical Training
Intended Audience	Consultants, Solution Architects, Integrators, Administrators, Support
Duration	24hrs

Nexus Smart ID – (Corporate) PKI Specialization Self-paced learning	
Content	<p>This course consists of explanations, instructions, short videos and exercises, to be fulfilled in self-directed learning:</p> <ul style="list-style-type: none"> <li>○ Overview Nexus Certificate Manager CM V 8.4</li> <li>○ Installation and basic configuration</li> <li>○ Bootstrapping and clean up</li> <li>○ Certificate Manager clients <ul style="list-style-type: none"> <li>○ Administrators Work Bench</li> <li>○ Registration Authority</li> <li>○ Certificate Controller</li> </ul> </li> <li>○ CA Administrator tasks</li> <li>○ Overview Nexus OCSP responder</li> <li>○ Installation and set up</li> <li>○ Testing Nexus OCSP responder</li> <li>○ Make OCSP read CRLs and CILs</li> <li>○ Introduction Nexus Protocol Gateway (PGWY)</li> <li>○ Nexus protocol gateway <ul style="list-style-type: none"> <li>○ Main protocols</li> <li>○ Main functions and test tools</li> <li>○ Workflows</li> </ul> </li> <li>○ Installation and configuration</li> <li>○ Conclusion</li> </ul>
Course Objective	<ul style="list-style-type: none"> <li>○ Acquire a general understanding of Nexus Smart ID Certificate Manager components</li> <li>○ Get an overview about the basic system configuration of Nexus Certificate Manager within the Smart ID solution.</li> <li>○ Acquire the necessary basic knowledge to install and configure Nexus Smart ID Certificate Manager</li> <li>○ Completing all in course hands-on exercises following typical usage and best practice.</li> </ul>
Prerequisites	<p>IT knowledge and at least basic PKI knowledge required.</p> <p>Previous knowledge of working with a CA beneficial. No previous knowledge of Nexus Smart ID Certificate Manager required</p>
Training Method	Self-paced Learning (self-directed eLearning) course including training environment.
Hardware/Software prerequisites	<p>Participants are required to bring their own laptop with RDC and internet access and firewall open at specific ports.</p> <p>Nexus will provide a virtual machine for each participant for the exercises.</p>
Min. to max. number of participants	No limitation
Certification	Nexus Smart ID Corporate PKI Specialization Certificate, valid for 2 years



	<b>Nexus Smart ID – (Corporate) PKI Specialization Self-paced learning</b>
	Following an assessment of the hands-on exercises and a questionnaire, the certificate is presented.

## 8.8 Nexus Smart ID – Digital Access

Digital Access is Nexus federation solution with which multifactor authentication is enabled and general authentication of users done.

### 8.8.1 Nexus Smart ID Digital Access Specialization

Nexus Smart ID Digital Access Specialization					
Subject/ Product	Nexus Smart ID Access Management (Hybrid Access Gateway) SAML Open ID connect				
Level	Specialized technical training				
Intended Audience	Consultants, Solution Architects, Integrators				
Content	<table border="1"> <tr> <td>Day 1</td> <td>Day 2</td> </tr> <tr> <td> <ul style="list-style-type: none"> <li>• Introduction</li> <li>• Architecture and Deployment</li> <li>• Authentication</li> <li>• Notification Settings</li> <li>• User storage and linking</li> <li>• Certificates and DNS</li> <li>• SAML 2.0 Federation</li> </ul> </td> <td> <ul style="list-style-type: none"> <li>• Multifactor authentication</li> <li>• Access Rules</li> <li>• Delegated Administration</li> <li>• SAML 2.0 deep dive</li> <li>• Branding</li> <li>• Troubleshooting</li> <li>• Open ID Connect</li> </ul> </td> </tr> </table>	Day 1	Day 2	<ul style="list-style-type: none"> <li>• Introduction</li> <li>• Architecture and Deployment</li> <li>• Authentication</li> <li>• Notification Settings</li> <li>• User storage and linking</li> <li>• Certificates and DNS</li> <li>• SAML 2.0 Federation</li> </ul>	<ul style="list-style-type: none"> <li>• Multifactor authentication</li> <li>• Access Rules</li> <li>• Delegated Administration</li> <li>• SAML 2.0 deep dive</li> <li>• Branding</li> <li>• Troubleshooting</li> <li>• Open ID Connect</li> </ul>
Day 1	Day 2				
<ul style="list-style-type: none"> <li>• Introduction</li> <li>• Architecture and Deployment</li> <li>• Authentication</li> <li>• Notification Settings</li> <li>• User storage and linking</li> <li>• Certificates and DNS</li> <li>• SAML 2.0 Federation</li> </ul>	<ul style="list-style-type: none"> <li>• Multifactor authentication</li> <li>• Access Rules</li> <li>• Delegated Administration</li> <li>• SAML 2.0 deep dive</li> <li>• Branding</li> <li>• Troubleshooting</li> <li>• Open ID Connect</li> </ul>				
Course Objective	<ul style="list-style-type: none"> <li>○ Acquire a general understanding of Nexus Smart ID 2FA &amp; SSO components.</li> <li>○ Get an overview about the basic system configuration of Smart ID 2FA &amp; SSO</li> <li>○ Acquire the necessary basic knowledge to install and configure Nexus Smart ID 2FA &amp; SSO</li> <li>○ Completing all in course hands-on exercises following typical usage and best practice.</li> </ul>				
Prerequisites	No previous knowledge of Nexus Smart ID Access Management required, technical understanding necessary				
Duration	2 full days				
Min. to max. number of participants	4 to 8 (10 face to face)				
Certification	Nexus Smart ID Digital Access Specialization Certificate, valid for 2 years Following an assessment of the hands-on exercises and a questionnaire, the certificate is presented.				

## 9 Individual or project related training

Nexus Academy acts as a coordinator for individual or project related training.

This training follows the general concept of the above mentioned regular or generic Smart ID trainings but is adapted to the need and specifics of the relevant project.

To ensure a correct relation to the relevant project, the training is held either by the corresponding TAM (Technical Account Manager) or a Delivery Expert (i.e. Business Architect) associated with the project.

These trainings can take place either remotely or on premise at the partner/ customer location. A travel preparation time of at least 4 weeks must be given.

Training fees depend on degree of variation from generic training content, due to involved need for time for adaptation and expert knowledge. We are happy to discuss your training needs and create specific offers for you.

A training for users or operators can be offered, however we recommend a virtual approach (see section [13. eLearning](#)).

## 10 Update/ Release training








Upon successful completion of the Smart ID advanced or specialization course(s), the certified partner is entitled to free update or release training provided by the Academy.





With video tutorials or walk throughs, as well as video based micro learnings certified partners can inform themselves, in short 30- or 60-minutes sessions, on updates and releases of Nexus software at their own convenience.

The content will cover changes to prior versions, improvements, and features, use cases if applicable and the relevant roadmap.

The content will be hosted on our platform - Nexus Academy – to which partners with recent certificates have access. Other access can be requested.

## 11 Overview generic training fees

Smart ID Solution	Product	Fee per person in €	Duration	Training method
<b>Nexus Smart ID for Workforce</b>	all	<b>Free</b>	Ca 30 mins	eLearning 
<b>Smart ID Foundation</b>	IDM	<b>1.500</b>	2 days	ILT 
<b>Smart ID Foundation</b>	IDM	<b>1.200</b>	Self-paced (available for 2 weeks)	eLearning 
<b>Smart ID advanced Docker Deployment</b>	Smart ID packages on Docker (Linux)	<b>1.500</b>	1 day	ILT 
<b>Smart ID IDM advanced BPMN</b>	IDM, Eclipse, Jasper Reports	<b>1.500</b>	2 days	ILT 
<b>Smart ID Physical ID</b>	IDM, Card SDK	<b>1.500</b>	1 day	ILT 
<b>Smart ID Digital ID</b>	IDM, CM, Messaging Server, Smart ID Mobile App, Smart ID Desktop App, Nexus Desktop Client	<b>1.500</b>	2 days	ILT 

<b>Smart ID Corporate PKI</b>	CM, OCSP, PGWY	<b>1.800</b>	3 days	ILT 
<b>Smart ID Corporate PKI</b>	CM, OCSP, PGWY	<b>1.200</b>	Self-paced (available for 2 weeks)	eLearning
<b>Smart ID Digital Access</b>	Digital Access (HAG), SAML, OpenID Connect	<b>1.500</b>	2 days	ILT 
<b>Smart ID Digital Access</b>	Digital Access (HAG), SAML, OpenID Connect	<b>1.200</b>	Self-paced (available for 2 weeks)	eLearning 
<b>Update/ Release training</b>	Depending on relevant product	<b>Free*</b> *\ for active certificate holders	30min to 60 min	eLearning 

## 12 Training measuring and tracking

To ensure a high quality of training and training success, Nexus Academy uses a learning management system (LMS) to track training participants and training success.

All training participants receive an account at our LMS upon booking training, if they do not own an account at that point. This account is free of charge. With the account the user gets enrolled in the relevant training, which enables the participant to access training material and potential other training courses, like eLearning courses.

It is the trainee's duty, to ensure his or her account on the Nexus LMS is not used by unauthorized third parties.

Once a training is completed, the training success is measured by assessing the training machines and their status. In cases where the training machines would not give much insight into training success, a quiz will be available for assessing learning success.

After successfully completing a training including a completed assessment, either by checking the training machines through the trainer, or through completing a quiz by the trainee, a Nexus Smart ID certificate will be provided.

## 13 Certification

Successful training participants who completed all in-training exercises and – where applicable – the end assessment with at least 80% score, receive a certificate stating the completion of training. These certificates are valid for two years after issuing date. To increase validity time of the certificate it is necessary to complete at least an assessment but possibly even an update training.

Reason for this is that our software changes regularly and older versions become deprecated. To ensure all certified personnel can work with and on Nexus Smart ID solutions, a regular update of knowledge is necessary.

The certificate is handed out as a hard copy for classroom trainings at the end of the session. For remote trainings, the certificate is available as a PDF for download after the training environment has been checked for completion.

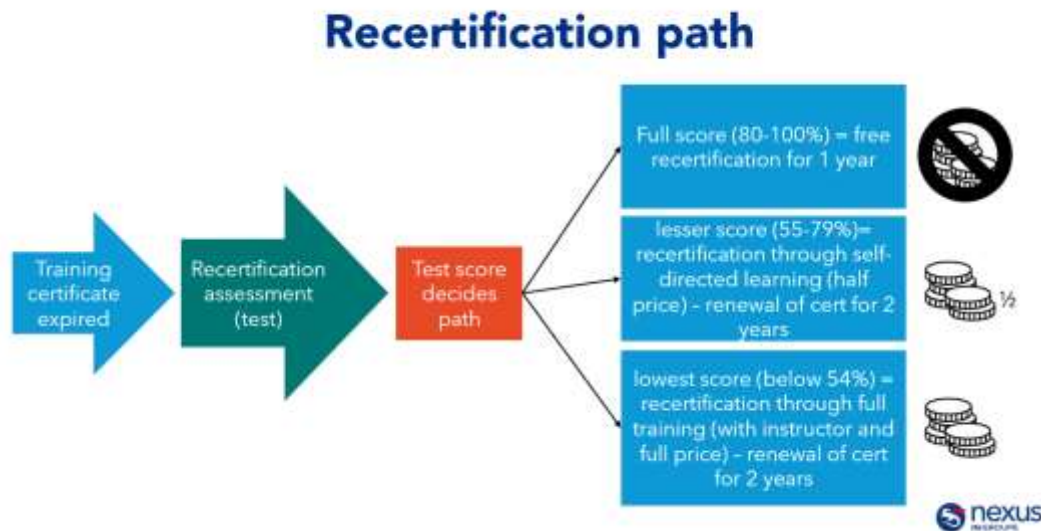
## 14 Recertification

Former trainees of the Nexus Academy, who have successfully completed a training and received a training certificate, are eligible to renew their certificate after the validity phase of their certificate has run out.

In order to do so, Academy has revised a recertification path that evaluates the trainee's current knowledge of the product through a transparent and fair system.

The recertification path requires former trainees to complete a questionnaire of the respective certificate field. The results of that questionnaire lead either directly to a renewal of certification for one year or require the trainee to refresh their knowledge through self-directed or instructor led training sessions.

This image shows the flow:



The questionnaire is hosted on the Academy's learning management system that allows clear and traceable evaluation of the responses.

## 15 eLearning

The term eLearning is blanket term for all learning content that is online or digital. Other terms that can be used for the same are Online-Learning, CBT (computer-based training), Distance learning or CSCL (computer-supported-collaborative-learning). This means, in general it would cover everything accessed through a computer, from reading a PDF guide, to webinars or remote instructor lead training.

However, Nexus Academy uses the term for the following:

**eLearning program** educational software created for specific use, with a target group in mind, using interactive learning content and assessment of training success.

Currently used for single product training – Card SDK 5.8.0.13

**Interactive self-paced learning module or course** A start to finish interactive course, guiding through a specific topic and including an assessment of training success. To be used with hands on training environment with instructor or as self-paced learning.

Currently used for Smart ID Foundation (IDM), Smart ID (Corporate) PKI (CM) and Smart ID Digital Access (DA) course content.

**Web presentations (known as Webinars)** Online presentation and demonstration intended for bigger audience with a chance to ask questions through chat or directly.

Currently used in Marketing Webinars (not under Nexus Academy)

**Online Tutorials** Recorded demonstrations, directing the learner, and guiding through the relevant topic

Currently used for Card SDK update.

**Video based micro learning** Short, often animated videos explaining and guiding through a topic  
Currently used for internal topics only, partner topics in development

**Documentation** A written explanation and guide focusing on specific areas.  
Currently used with Nexus Docs (not under Nexus Academy)

Nexus Academy emphasizes, that instructor led trainings, that are held remotely via a video conferencing tool, are not considered to be eLearning.

Rationale behind that is, eLearning content is created once and can be used at the learners own speed and convenience for any number of learners. Of course, the content is updated regularly. However, eLearning content is a sustainable way of enabling self-paced learning for different audiences.

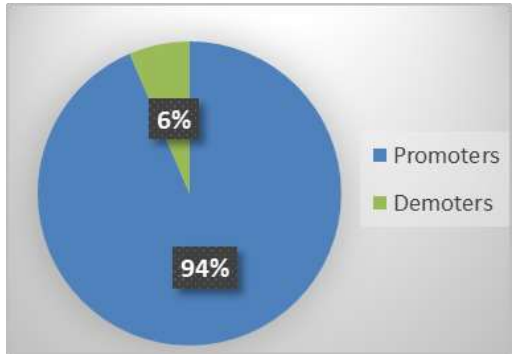
Instructor led courses, however, are limited to a specific participant number and require different preparation and coordination of resources.

## 16 Customer reviews 4.65 Average Rating

Out of our (YTD) 31 responses, we received a 4.65 out of 5-star rating.

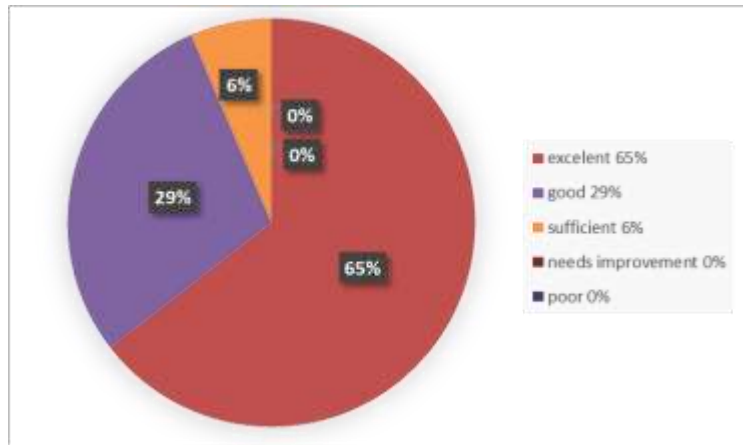
Here is some of the feedback we received:

<p>What was the most meaningful thing that you learned in this training?</p>	<p><i>Troubleshooting &amp; well guided walkthrough of multiple tiny tasks lead us to the solution of a tiny project</i></p> <p>Participant of Smart ID Foundation (IDM) training January 2022</p> <p><i>Technically speaking, I consolidated my basics and learned things about context menus and additional commands, roles and permissions management.</i></p> <p><i>Another positive point is that I am starting to get used to conferences and meetings in English and that I have dared to express myself to ask questions.</i></p> <p>Participant of Smart ID Foundation (IDM) training February 2022</p> <p><i>I think how the objects are interacting and how you need to build up your objects and link them to create the processes. It was very good at getting the fundamental understanding which I was missing.</i></p> <p>Participant of Smart ID Foundation (IDM) training March 2022</p>
<p>How likely are you to recommend these trainings to a colleague?</p>	<p>29 out of 31 participants would recommend the training</p>



We asked participants to rate between 0 (not at all likely) and 10 (extremely likely), while the majority of responses rated above 7 (16 ratings of 10, 6 ratings of 9, 5 ratings of 8 and 2 ratings of 7) and 2 responses were below (one rating each of 6 and 2). Therefore 94% of participants would recommend the training to a colleague.

Overall evaluation of the training



We asked participants to rate their overall experience from poor to excellent. 20 participants rated the experience with excellent, 9 with good and 2 with sufficient. No ratings were given for needs improvement or poor.